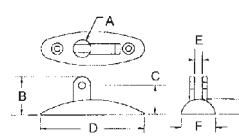
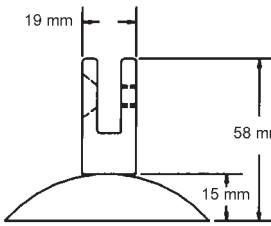
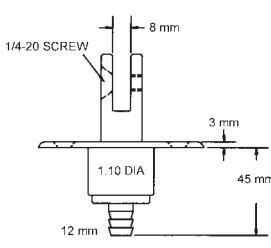
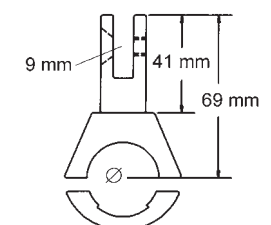




Descripción	Referencia	Medidas	Calidad	Pack
BASE CAPOTA GIRATORIA DESMONTABLE	1300	A 16 mm D 91 mm B 34 mm E 7 mm C 26 mm F 30 mm	acero inox 316	2
ADAPTADOR BASE 401 PARA TUBO	1301		P.V.C. gris	2
BASE CAPOTA TUBO GIRATORIA DESMONTABLE	1302 1303	A 30 mm D 13 mm B Ø 22/25 mm E 30 mm C 91 mm	acero inox 316	2
BASE CAPOTA ANILLA GIRATORIA DESMONTABLE	1304	B 34 mm D 91 mm C 28 mm F 30 mm	acero inox 316	2
BASE CAPOTA GIRATORIA DESMONTABLE	1305		acero inox 316	2
BASE CAPOTA EMPOTRABLE GIRATORIA DESMONTABLE	1306		acero inox 316	2
BASE CAPOTA TUBO GIRATORIA DESMONTABLE	1307		acero inox 316	2
BASE CAPOTA ABATIBLE	1308	A 64 mm B 30 mm C 12 mm	acero inox 316	2